


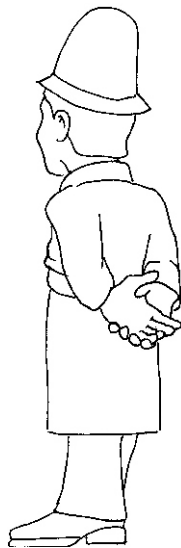



Ol' Don's Drawing Table

© 2016



When carving the clasped hands think of them as being layered. The left thumb is above the right thumb which is over the left palm. The right palm is below the left palm with the fingers curled against the left palm.



I would suggest leaving extra material around the hand area when cutting out the blank for this project.



3/4 front
reference
view

*Her Majesty's
Finest*

